



BALUSTRADES

F R O M

CHADSWORTH INCORPORATED®

www.columns.com

CHADSWORTH'S 1.800.COLUMN[®]

NEW POLYSTONE™ BALUSTRADE SERIES

The PolyStone Balustrade Series has been engineered with attention to detail by skilled craftsmen for a finished product that will last a lifetime.

The Chadsworth's 1.800.Columns Balustrade Series offers the following features:

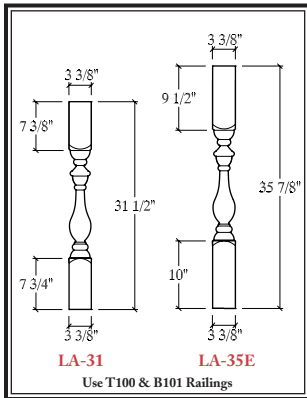
Classic design and detailing • Structural strength of stone without the weight • Less expensive than cast stone (limestone) or polyurethane • No noticeable seams that will rust with age • Detailed top and bottom rail, smooth hand-sanded finish • Will not rot, split or crack, impervious to insects and extreme weather • Will conceal outdoor electrical wiring for lights, etc. • Ease of installation with step-by-step instructions. No skilled carpenters or masons required • Standard installation kit included • Hardware and fasteners are made of non-corrosive parts and are hidden for a clean appearance • Designed for spacing and height flexibility to meet code requirements • Rails can be attached to round columns as well as to exterior walls, pillars or posts • Structural Performance Testing exceeded all required BOCA testing • Designed to be used on any surface including rooftops. Custom radius rails are also available • Railings are available in one-foot increments to avoid seams. No wasted rail • Readily available with a three to four week lead-time.

Note: Baluster/Spindle designs with an "E" are intended for stair applications.

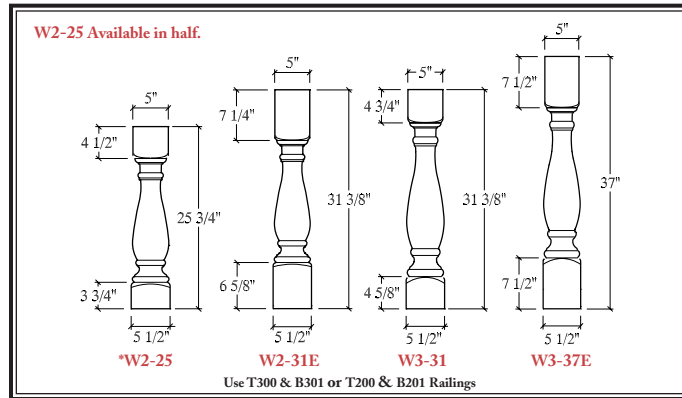


PHOTOGRAPHY: HART/COLLIER

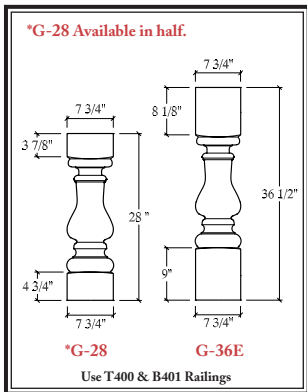
THE LAFAYETTE



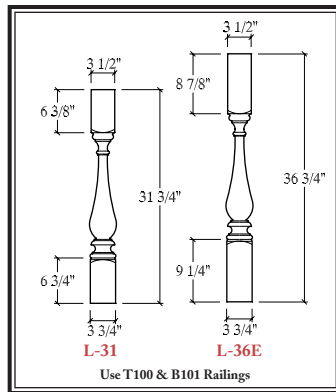
THE WILLIAMSBURG



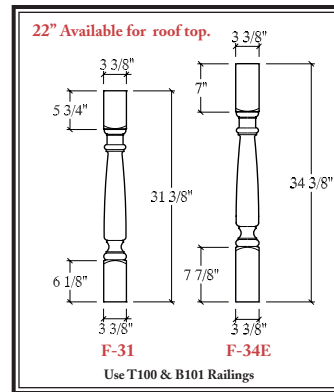
THE GREENVILLE



THE LYNCHBURG



THE FREDERICKSBURG

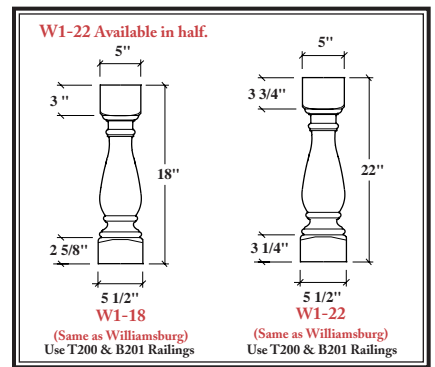
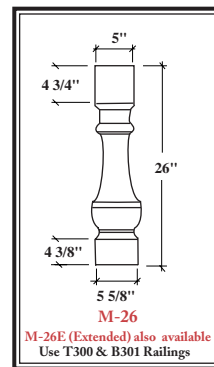


PHOTOGRAPHY: HART/COLLIER



PHOTOGRAPHY: JOHN AGNELLO

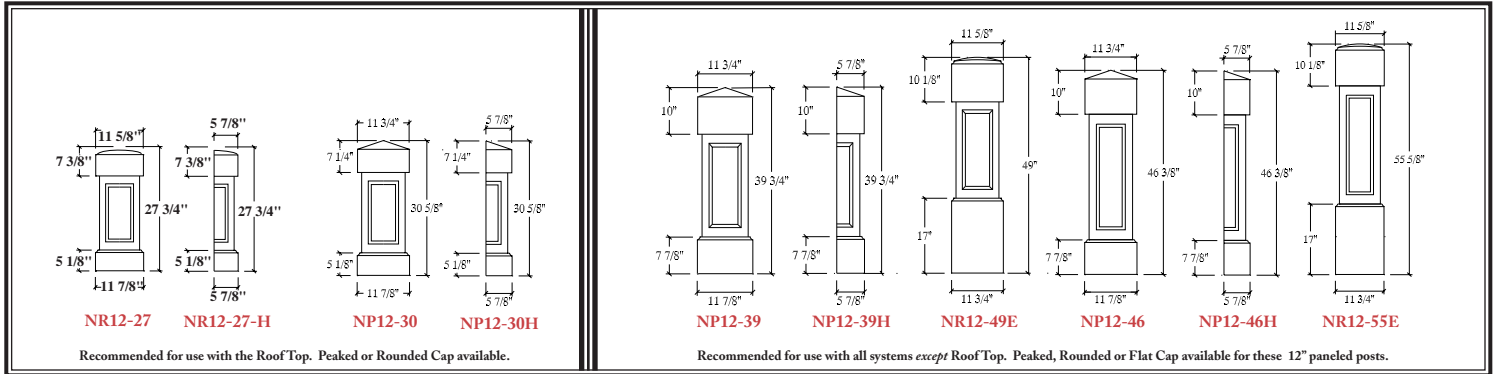
THE M.T.AIRY THE ROOF TOP



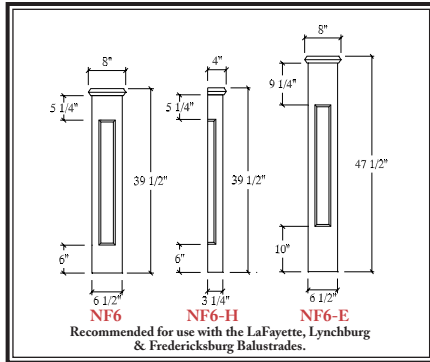


NEWEL POSTS

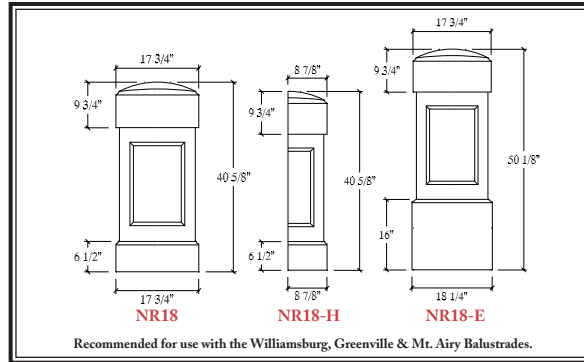
12" PANELED



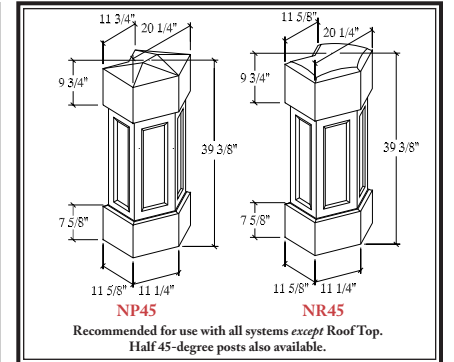
6" PANELED



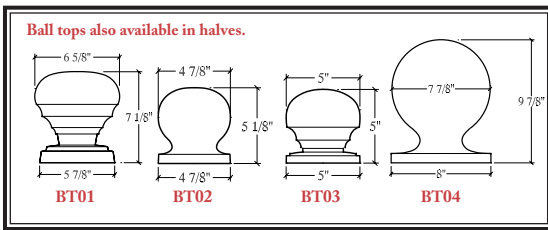
18" PANELED



45 DEGREE PANELED



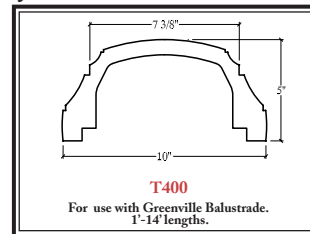
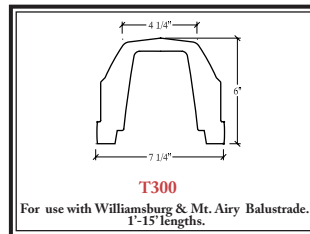
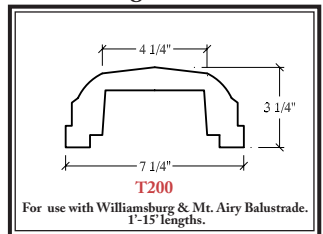
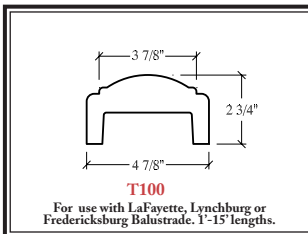
BALL TOPS



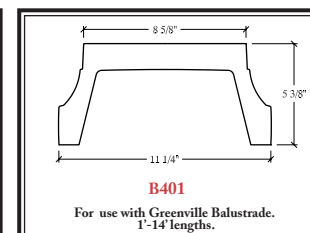
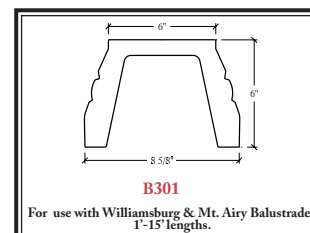
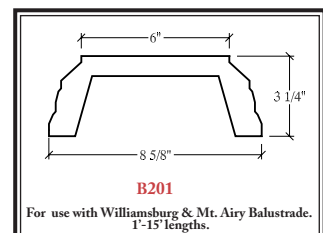
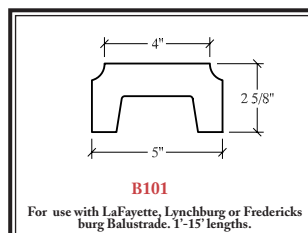
RAILINGS

Important: Rails are designed to butt into the sides of a wall, post or column and not into each other. Railings attached to each other will not be covered under warranty.

TOP - HAND RAILS



BOTTOM - FOOT RAILS



ARCHITECTURAL SPECIFICATIONS

GENERAL

Product Description

- A. Balustrade system shall be PolyStone™ composite with marble and fiberglass-reinforced resin manufactured by CHADSWORTH'S 1.800.COLUMNS design number or specify if custom work as noted on drawings and specifications.
- B. Balusters or spindles shall be CHADSWORTH'S 1.800.COLUMNS PolyStone™ design number.
- C. Newel posts, caps, bases and ball tops shall be CHADSWORTH'S 1.800.COLUMNS design number.
- D. Railings shall be CHADSWORTH'S 1.800.COLUMNS PolyStone™ design number.
- E. Manufacturer shall provide standard installation kit. Follow manufacturer's detailed installation procedures.

Submittals

- A. Product Data: Submit manufacturer's literature of balustrade system.
- B. Drawings: Submit full-scaled details and method of installation.
- C. Samples: Provide sample of composite material.

Delivery, Storage and Handling

- A. Deliver, store and handle according to manufacturer's instructions.
- B. Railings must be stored on a flat surface prior to installation.

Warranty

- A. Manufacturer shall furnish a Limited Lifetime Warranty that it's balustrade system will be free from manufacturing defects in material and workmanship.

PRODUCTS

Acceptable Manufacturer

- A. CHADSWORTH'S 1.800.COLUMNS
277 North Front Street
Historic Wilmington, North Carolina 28401
800.486.2118 • Telefax 910.763.3191 • www.columns.com

Materials

- A. Material: High quality marble and fiberglass-reinforced resin composite.
- B. Spindles shall be manufactured with a steel rod.
- C. Ultra Violet: Not affected if properly finished per manufacturer's instructions.
- D. Moisture Resistance: durable and weather resistant.
- E. Structural Performance Testing: Exceeded all required BICVA testing.
Test data available on request.

Installation Hardware

- A. General: Hardware and fasteners shall be non-corrosive parts.
- B. Balusters: Zinc coated threaded rods; concrete anchors or threaded wood inserts or toggle nuts; washers; and hex nuts.
- C. Baluster Railings: Tapcon hex screws; cellulous PVC board for fillet; and L-brackets.
- D. Spindle Railings: Tapcon hex screws; Phillips tapcon screws; cellulous PVC board for fillet; and L-brackets.
- E. Newell Posts: Channel irons; zinc coated threaded rods; concrete anchors or threaded wood inserts; and hex nuts.

EXECUTION

Installation

- A. Follow manufacturer's detailed installation instructions using recommended adhesive and sealant/caulk.
- B. Finish with a light sanding and a high quality exterior primer and topcoat.

CHADSWORTH'S 1.800.COLUMNS® continuously strives to improve its services through the development of new product lines and designs to better meet your specific architectural needs. In addition to our PolyStone™ Balustrade Series, Chadsworth offers the most *authentically correct* architectural columns in the industry in a variety of sizes, designs and materials. For further information or for our complete Product Portfolio, please call 1.800.486.2118 or visit our website at www.columns.com



PHOTOGRAPHY: CYNTHIA J. MAHAN

Design No.	W1	W2	W3	LA	F	L	G	M
4" Sphere Code spacing on center	63/4"	63/4"	61/2"	51/4"	6"	51/2"	8"	75/8"
System Weight per LF (see note)	65lbs/ft	81lbs/ft	89lbs/ft	43lbs/ft	45lbs/ft	50lbs/ft	109lbs/ft	99lbs/ft

Note: The weights listed include the baluster/spindle, top and bottom rail and the hardware for installation. Newel post weight is not included. System weight for W1 is based on using T200 & B201 rails, weights for W2, W3 and M are based on using T300 & B301 rails.

